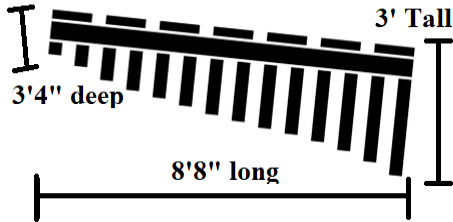




Stage Plot and Notes v. “Standard Simple Trio”



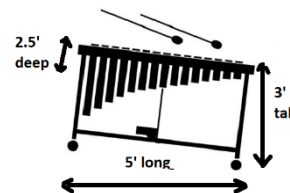
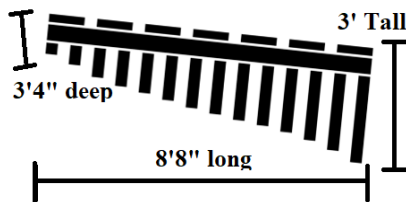
(Likely a small “bop” kit: budget
~4’ deep x5’ wide footprint)

Marimba dimensions exclude performer space

Layout: Straight line “slight V” formation at centre-front stage as above (possibly inverted) unless other considerations.

Consideration: The marimba is a 230lbs instrument dissembled in 11 cases for transport. On occasion (especially if insufficient time or space) it may not be practical to have it on a stage. It can also be constructed elsewhere and wheeled into position. Performers usually arrive 1hr ahead of time for setup, but may arrive earlier for a larger presentation.

v. “Standard Simple Trio 2.0”: Add Vibraphone (default for theatre)



Mic Notes: Indoors, gymnasium size environment or smaller: mics likely not needed

(~grande piano volume)

-Outdoors and/or large stage: Mics/cables/stands needed. (**Required by sound tech**)

For marimba or vibraphone, suggest 2 overhead mics from boom stands with some distance from keys (however, best results may depend on environment); one for middle of low end, one for middle of high. Drum mics as appropriate for environment.

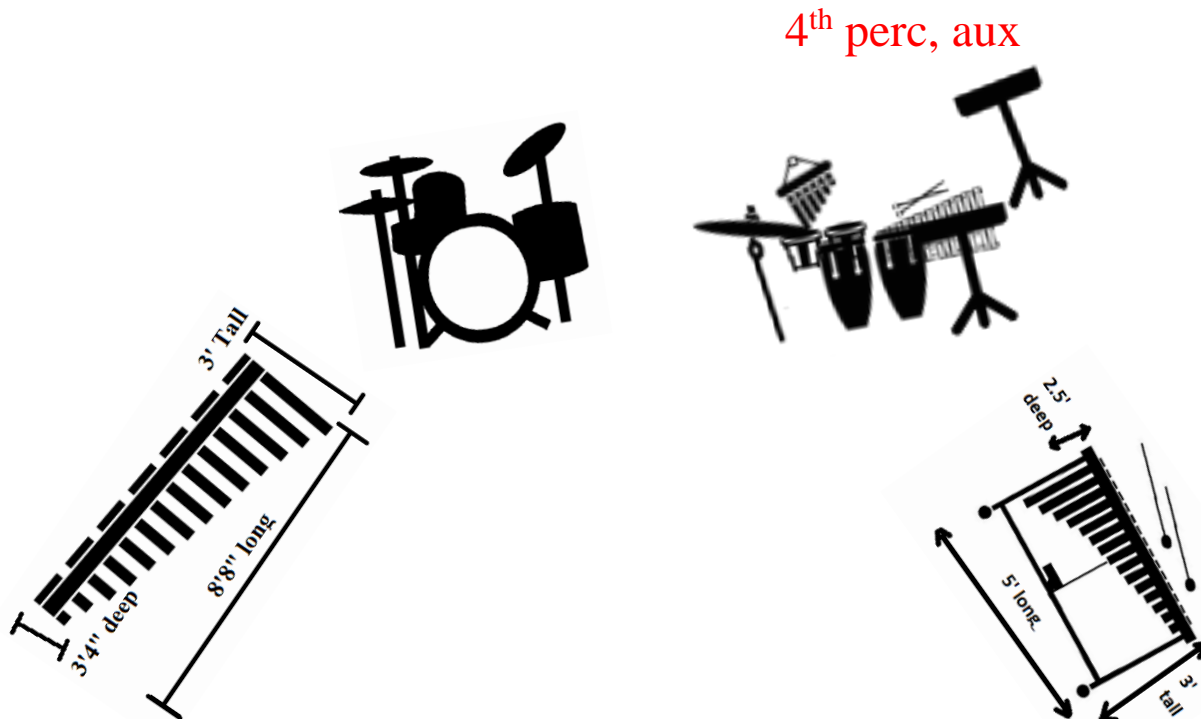
Other:

-Music stands, probably present, 1/instrument

-Other supplementary percussion (hand drums, shakers, glockenspiel other aux percussion) may be present, built around the above simple setups on some occasions. On some occasions, a 4th or 5th performer may be brought along also with their own percussion stations. The 5th person may do worldly hand percussion such as tabla, but might be a bassist or other instrumentalist

v. 4 person Theatre Show (bigger, larger!)

A larger, theatre-style show is where it may make sense for us to bring a 4th percussionist (this is not our default, an extra). Here is an example of what that would look like (dependent on size of stage. Assumption of a 36'x18', 450-seater type space.



-Most likely all musician using music stands in this scenario

-Mics for musicians talking to audience! Especially vibraphone and marimba player

-Likely instruments for aux player are bongos, congas, glockenspiel, cymbal, windchimes and handheld “toys” on prep stands (should have 2) such as triangle, shaker, vibraslap, castanets, claves etc

-Suggested layout: Horseshoe shape, if space permits.

-If more visually appealing and reasonable, could consider setting up risers for drumset and auxiliary percussion if they are available and space permits (being at the back of the horseshoe)

See <https://youtu.be/VKoNJDm-P3M> as an example

-Lighting at discretion of tech people. Video is not a requirement, but we may make use of it/provide backdrop if a projector is an option. This should be discussed in email.